



# INFORMATION FOR GUESTS

**IF YOU HAVE ANY QUESTIONS AT ALL**

**PLEASE CALL PETER ON 0435 931 249**

**(Please leave this booklet inside the cottage)**

## CONTENTS

WELCOME TO DUCKMALOI FARM	1
CHECK IN/OUT TIMES	3
KEYS	3
THE SHED	3
PETS	4
FARM ANIMALS	4
FEED FOR ANIMALS AND BIRDS	5
PLAY GROUND AND TENNIS COURT:	5
ELECTRIC FENCES	5
WEATHER	5
WILDLIFE	6
SWIMMING	8
ACCESS TO DUCKMALOI RIVER	8
GOING OUT	8
MOTORBIKES, QUADBIKES, HORSE RIDING AND SHOOTING	8
CHILDREN	8
POWER FAILURE	9
SLOW COMBUSTION (WOOD BURNING) FIRE - TIPS	10
HEATERS AND HEATING GENERALLY	12
SPA BATH	13
DRINKING WATER	14
TV & DVD	14
AROUND THE FARM	15
ON LEAVING THE COTTAGE	16
LAUNDRY	16
THINGS TO DO IN AND AROUND OBERON	16
<b>EMERGENCY NUMBERS AND PROCEDURES</b>	<b>17</b>
EMERGENCY PHONE NUMBERS	18
BUSHFIRE EMERGENCY EVACUATION PLAN	19
PRIMARY EVACUATION ROUTE	21
SECONDARY EVACUATION ROUTE	21
PLATYPUS COTTAGE'S SECONDARY EVACUATION ROUTE	21
WALLABY COTTAGE - EVACUATION ROUTE DIAGRAM	22
PLATYPUS COTTAGE - EVACUATION ROUTE DIAGRAM	23
WOMBAT COTTAGE - EVACUATION ROUTE DIAGRAM	24


# DUCKMALOI FARM LAYOUT

Duckmaloi Farm  
54 Karawina Drive  
Duckmaloi 2787



DUCKMALOI ROAD


KARAWINA DRIVE





Wallaby Cottage 


Wombat Cottage 


"The Shed" 


Guinea Pig & Rabbit enclosure 


Duckmaloi House 


Animal & Bird Feed 

Horse Arena 

Tennis Court 

Bird Enclosure 

Platypus Cottage 

Children's Playground 



**Duckmaloi Farm**  
  
The High Country Farmstay!  
[www.duckmaloifarm.com.au](http://www.duckmaloifarm.com.au)



## **WELCOME TO DUCKMALOI FARM**

We want you to enjoy our cosy and peaceful farmstay accommodation, your 'haven' during your stay in the beautiful Oberon plateau and Blue Mountains region.

Duckmaloi Farm is located at 54 Karawina Drive Duckmaloi NSW 2787. The access to Wombat and Wallaby farmstay cottages is on the right hand side at the very top of the ridge off Karawina Drive and is clearly sign posted.

The farm is some 1100 Metres above sea level.

Karawina Drive is a public road and is the old Oberon Road that was diverted around the spur in the 1960's because the steep grade of the road down to the river, nicknamed "the duck" was unsuitable for trucks. The old Duckmaloi Bridge, some 250 acres of Crown land, cleared camping areas, and some deep Duckmaloi River ponds remain for four wheel drive enthusiasts, fishing, bush walkers and campers.

Wombat and Wallaby Cottages have excellent mobile phone reception. Oberon township can be seen in the distance from the cottages on the Western horizon.

In Winter the fires have been set ready for you to light on arrival with more cut wood stored on the veranda. Extra cut wood and trolley can be found in a wood heap adjacent to the communal "Shed".



We invite you to wander around the farm at your leisure, but please respect the privacy of other guests and the space around the other cottages and Duckmaloi House. Please close any gate that you open.

The floor plan and facilities of Wombat and Wallaby Cottages are identical.

OBERON TOWNSHIP is an easy 10 – 15 minute drive. Turn left on to Duckmaloi Road out of Karawina Drive.

Please treat the farm as if it was your own and feed our animals, pick fruit (in season), pick nuts, collect eggs, walk down to the river, go fishing, play tennis or just relax in front of your log fire.

Duckmaloi farm is a working rural property running mainly cattle with a Truffiere under development comprising some 600 Oak and Hazelnut trees in an orchard just North of Duckmaloi House.

The owners, Susie and Stephen White reside in Duckmaloi House and the income from the farmstay cottages supplements income from primary production activities.

**We would greatly appreciate your cooperation to save water and electricity whenever possible.**

**Cut wood suitable for the wood stoves is a significant cost so please use sparingly and do not take any wood away from the farm.**

**Children must be supervised around the farm at all times.**

**On leaving the cottage please turn off all power and leave the cottage and the Shed clean and tidy. Farm Stay Tourist Cottage Accommodation is not like staying in a hotel. You are expected to leave the cottage in a similar condition as you found it on arrival. Dishes are to be washed and put away, floors swept, carpets vacuumed and surfaces cleaned.**

**If you have any questions or need assistance please call Peter on 0435 931 249.**

**Bushfire emergency evacuation plans can be found at the back of the guide.**



### **CHECK IN/OUT TIMES**

Cottage check in time : 4 PM

Cottage check out time: 10 AM

Please try to adhere to these times as our cottage cleaners drive out from Oberon. To request a late check out please contact Peter on 0435 931 249

### **KEYS**

Your key is located in the key safe next to the front door (under the fire extinguisher). The combination for your cottage key safe is included in the information provided to you by Peter on confirmation of your booking. There is a spare key located on a hook in the eaves of the veranda if needed.

### **THE SHED**

The Shed is located above Wombat Cottage near the wind turbine and solar panels. The shed is a communal area for all guests. There is a gas BBQ and a dining table that seats 8-10 comfortably, fridges and cooking utensils, garbage bins and cleaning products etc. The slow burning wood fire, TV, Radio, darts and comfortable couches are for your enjoyment.

To turn on the BBQ, first check that the knobs are in the off position, open the valve on the gas bottle, turn burner knob until Piezo ignition clicks and ignites the burner. When finished, please close off burners and then close bottle valve.

Please clean and tidy the shed facilities and turn off the power after use. Dishes are to be washed and dried and returned to the storage box in the shed.



## **PETS**

Pet dogs are permitted in Wallaby Cottage following agreement from Peter Wright on making your booking. Wallaby cottage has a dog kennel and small yard enclosure. Dogs must not be allowed on couches and beds. If your dog is shedding hair we would like you to keep the dog outside the cottage.

There is an extra cleaning charge if our cleaners report any pet footprints or hair inside the cottage requiring added cleaning time or the cost of a contract carpet cleaner.

For the comfort and safety of other guests and farm animals Pet dogs must be kept on a leash when moving around the farm.

## **FARM ANIMALS**

Duckmaloi Farm has a menagerie of animals and birds to enrich your farm experience.

There is a pedestrian walk way down to the tennis court and feed shed. In the feed shed you will find carrots and chaff for the animals, layer pellets and scratch mix for the birds.

From the walk way you can feed the animals in the adjacent paddocks. If you enter a paddock, it is at your own risk and we do not recommend that you allow children to enter the paddocks. Any animal can be unpredictable. Please ensure that you close any gate that you open.

There are patting enclosures with birds and animals down near the tennis court more suitable for young children.



### **FEED FOR ANIMALS AND BIRDS**

Feed for the alpacas, deer, ponies, donkeys, goats, guinea pigs, rabbits, chooks, ducks, geese, turkeys, peacocks, sheep and cattle is provided in the three labelled feed bins located in the tennis shed. Feed cups are provided. Feeding animals the wrong feed can make them sick. Do not feed bread to the animals.

### **PLAY GROUND AND TENNIS COURT:**

There is a playground with swings, trampoline and slippery dip for the kids to enjoy. Please ensure your children play carefully on the trampoline and are wearing suitable footwear (no boots or hard soles) to protect the jumping pad. We recommend for safety reasons that you allow only one child to use the trampoline at a time.

Tennis rackets, balls and other sporting equipment are provided in the tennis shed.

### **ELECTRIC FENCES**

Electric fences have been turned off.

### **WEATHER:**

In Winter the weather can be extremely cold and if combined with strong winds can create dangerously cold conditions. We often have several snow falls each season. Please ensure you have warm clothing, gloves, scarves, beanies, water proof footwear is strongly recommended. Gum boots of various sizes are provided. If you have come away without suitable clothing we strongly recommend a quick trip into Oberon to buy some warm clothes to help you enjoy your stay at Duckmaloi Farm.





The weather in the mountains can change very quickly so please ensure all windows and doors are closed when you go out to prevent rain/wind causing damage to floors and furniture etc. To keep flies and other undesirable things out, we recommend you always shut the glass and/or screen security door.

### **WILDLIFE:**

Kangaroos and wombats can be dangerous. Please do not attempt to pat kangaroos or wombats and approach with caution.

In Spring and Summer watch out for snakes (fairly rare) and other 'creepy crawlies' – do not walk in long grass or put your hands into piles of rock, gardens, wood piles etc. Always wear good footwear outside. It is very rare to see snakes in the cooler months.

You may see a variety of wildlife on and near the farm. Kangaroos and wombats often graze in the early morning and early evening in the small valley below the cottages and along the entrance road and Karawina Drive.

Wombats are evident by the large holes they dig and are usually active at night. The occasional echidna may be seen, along with a timid colony of platypus in the river which is accessible down the dirt road at the end of Karawina Drive (20 minute walk there and 35 minute walk back).

Foxes roam at night and can be seen from time to time.



Fishing for trout in the river can also yield results, this must be in season and you will need a current fishing license. Fishing is prohibited in Duckmaloi River from the October long weekend to June long weekend.

Some caution is appropriate with wildlife. It is unwise to confront any wild creature as they can be dangerous if threatened or cornered. It is best to observe and enjoy from a distance.

Whilst fairly rare, poisonous snakes can be encountered in the warmer months. Snakes are however timid and will usually get out of your way long before you see them.

Be careful and look at the ground ahead. Use a torch at night. Take care and check concrete paths and warm rock areas at night. Always wear good solid footwear. It is best to wear long pants and boots or shoes both day and night. Be aware in long grass and areas cluttered with fallen timber. Exercise care near water. If you spot a snake, stop, back off and let it go on its way, warn other guests of the snakes location and the direction it took.



## **SWIMMING:**

Swimming in the farm dams is not allowed for safety reasons. Swimming in Duckmaloi River is not recommended as the water is very cold and submerged rocks and branches may be hidden from sight.

## **ACCESS TO DUCKMALOI RIVER**

The access road to Duckmaloi River is suitable for 4 wheel drive vehicles only. The road is not suitable for two wheel or all wheel drive vehicles. If you do not have a 4 X 4 wheel drive to get down to the river we recommend that you either walk or drive down to the end of Karawina Drive and leave your car at the cleared area at the top of the road down to the river where it is suitable to park and walk the rest of the way down to the river.

## **GOING OUT**

Please ensure all windows and doors are closed when you leave your cottage and check the security of the fire and heaters. The fire should be turned to low, and please check that the fire door is properly closed and the fire safety screen is in position.

## **MOTORBIKES, QUADBIKES, HORSE RIDING AND SHOOTING**

The use of motorbikes, quadbikes and horse riding is not permitted anywhere on Duckmaloi Farm for safety reasons. Bicycles can be ridden at your own risk. Shooting on the farm is not allowed.

## **CHILDREN**

For safety reasons and for the peaceful enjoyment of the farm for all guests please supervise children at all times.



## **POWER FAILURE**

Strong winds, heavy rain or snow can bring power lines down causing a power failure of the grid power supply to the cottages.

The grid power to Wombat and Wallaby cottages is supplemented by wind and solar power stored in a battery backup system. Following a grid power failure power will normally remain on for some 3 to 7 hours depending on usage.

In the event of a grid power failure we recommend that you turn off all non-essential lighting and power to preserve the power stored in the batteries. Torches and candles are provided for your convenience.

Please report any power failure to Peter or if Peter cannot be contacted you may phone 131 003, enter postcode 2787 for an update on the problem and expected time frame for repairs.

If the battery backup power should totally fail, it will stop the water supply because the flow of water is driven by an electric pump connected to the water tank. Consequently, the shower, the kitchen & bathroom taps and toilet will be without water. Emergency toilet flushing can be effected by filling a bucket at the gravity fed taps in the grass island just behind each cottage

Following a power failure it is often necessary once power is restored to restart the water pump located under the cottage near the tank by pushing the green reset button on the pump.

If there is a power failure you can cook using gas. There is a gas stove in the cupboard above the microwave oven. The gas bottle is normally kept under the sink. Attach the stove hose to the gas bottle and tighten connections. Light burners using a match. The Shed has a gas BBQ.



## **SLOW COMBUSTION (WOOD BURNING) FIRE - TIPS**

Our cottages have slow combustion wood fires and we have included some instructions to help you light the fire.

After lighting the fire we recommend that you leave the fire guard in place for the safety of young children or at any time that you leave the fire unattended.

If the bathroom fan is on, smoke will be drawn into the cottage from the fire (very unpleasant!), so please make sure the bathroom door is closed and the fan is off when not in use.

The slow combustion stove in the cottages and in 'The Shed' can get very hot, so be careful, warn your children and do not touch surfaces around the stove.

### **GETTING STARTED - INSTRUCTIONS TO LIGHT THE FIRE:**

- Your fire will be set ready to light when you arrive.
- When lighting, position the control lever to high. Matches are located in the top of the broom closet.
- When the fire is well alight, add 2 or 3 medium pieces of wood and leave the control lever in the high position.
- Once hot coals are obvious and the wood appears to be burning, open the door (with care to ensure no burning pieces drop out) and add a couple of larger pieces.
- After approx. 20mins and when the fire appears to be well alight move the control to the middle/medium position.
- About 15mins later, set the control at low. This will give enough heat for comfort and will reduce use of too much wood for little benefit.
- Add more wood as needed.



## HOW TO KEEP THE FIRE BURNING OVERNIGHT

- Before you go to bed add one or two larger pieces of wood, wait about 20 minutes for the new wood to catch then turn the fire down to low and check that the fire door is closed and the fire safety screen is in position.
- In the morning the fire should still be burning slowly, turn the fire control lever back up to high and add some kindling wood and fire starters before adding larger pieces of fire wood, then follow the steps outlined above.

## HOW TO SET THE FIRE FROM SCRATCH

- If you need to restart the fire use lots of paper and fire starters and kindling wood. You will have to collect your own kindling wood from the wooded areas around the cottages.
- Larger pieces of cut wood can be found in the metal box on the veranda. Extra cut wood is stored up on the wood heap near the shed, a trolley is provided to help you transport the wood back to the cottage.
- Do not overload the fire with too many large pieces of wood and ensure there is space for air to circulate through the wood. The fire operates best when there is a bed of glowing coals and one or two pieces of wood are added when necessary.
- To re-start the fire, (if the coals are still hot) simply add some crumpled paper and fire starters and small pieces of wood, put the control on high and proceed as above.
- To set a new fire on cold coals, cover the bottom of the firebox with lots of crumpled newspaper, add some fire starters and lots small pieces of kindling wood in a tepee heap (allows air to circulate). Light and proceed as above.



## **HEATERS AND HEATING GENERALLY**

The split level design of the cottages allows heat from the wood burning stove to rise up to the bedroom level inside the cottage.

We have supplied an electric heater in the living area that can be moved into a bedroom for added heat overnight.

Please do not leave heaters running unnecessarily and avoid overheating or placing clothes/towels/curtains near the heaters. Do not place the heater too close to furniture, bedding or curtains.

Please do not put wet items on the heaters to dry.

We do not suggest having both the electric heater and combustion stove going at the same time as this will overheat the cottage. To maximise heat in the living area, close the curtains and doors to bedrooms and bathroom. The curtains should also be closed during summer afternoons to keep the cottage cool.

Extra blankets are located in the drawers and on the beds.

The beds are fitted with electric blankets – please turn these off when not in use.



## **SPA BATH**

When filling the spa bath soap with water, please ensure the water is about 7cm above the top of the outlet jets. Too little or too much water can cause problems.

The spa controls are in the top corner of the spa bath. The circular white knob rotates within about 180 degrees and controls air pressure through outlets. The on and off button is to the right and activated by pressing.

The spa bath takes about 300 litres of water and if the spa is too full or used too often the hot water may run out. We have installed a 400 litre hot water tank, however it is off peak and so the best supply of hot water is available first thing in the morning.

If you choose to relax with a drink in the spa, please use the plastic glasses and be very careful with any glass bottles.

**Children must be closely supervised when in the spa.** Avoid sitting close to the intake valve as longer hair can be sucked in and can trap a child's head under water.





## **DRINKING WATER**

Duckmaloi Farm does not have town water. The Cottage water is from the tank outside your cottage and is mainly rain water collected from the roof supplemented by the gravity fed water from bore tanks located at the top of the ridge behind the shed. **The cottage water is not recommended for drinking.**

**Bottled drinking water is provided for your convenience.**

In winter it is possible that very cold overnight temperatures may cause pipes to freeze and water will not flow. Thawing out usually happens by mid-morning.

## **TV & DVD**

On the TV remote control use 'TV' for normal television, channel up and down to choose the channel.

For DVD push 'AV' on the remote control and select 'AV1'. Use the DVD remote control to play the DVD.



## **AROUND THE FARM**

Duckmaloi Farm comprises some 100 acres. Guests are welcome to roam. A farm layout map is provided for your assistance.

Access to the tennis court, animal and bird enclosures from the cottages is via a fenced walkway from the top of the ridge behind The Shed. The gate to the walkway is clearly sign-posted.

The horse arena further down below Duckmaloi House is a great place to enjoy a view of the farm and the vista across the valley to Mount Bindo.

Please cooperate with other guests when using the tennis court and please wear sneakers with modest tread to avoid digging up the surface. Racquets and balls are provided, you can find them in 'The Feed and Sports Shed' next to the tennis court.

If you choose to walk into the paddocks please ensure that any gate opened is then shut.

The animals may approach you for food – if you are apprehensive, stand still or face them and wave your hands and say 'NO!' until they retreat. Do not turn your back and run.

Ponies, donkeys and deer will usually take food over the fence. Always be cautious around big animals, and be careful when feeding, animals may see your fingers as part of the snack!

Please be aware that most animals can kick, so always be in the front or front side of their body so they can see you.

The donkeys and cattle are best fed from behind a fence by throwing carrots on the ground in front of them.

We would appreciate your help in maintaining the polished wooden floors in the cottages by leaving your shoes outside. Eskys will scratch the polished floors and are best left outside.

Please tell Peter about any breakage, missing items etc so that we can quickly make replacements for your convenience and that of future guests.



### **ON LEAVING THE COTTAGE**

We would appreciate if crockery etc used could be washed, dried and put away, heaters, lights and fan turned off. The cottage locked and **key returned to the key safe** under the fire extinguisher (please scramble the code), before you depart.

**On leaving the cottage please do NOT CLEAN out the coals and ash from the fire place. This job is best left for us as you have no safe place to deposit the coals without causing a real risk of starting a bush fire.**

### **LAUNDRY:**

Washing/drying is available in Oberon at the Oberon Laundry Pad on the right hand side as you enter the town. Phone 0408 228 846. An iron and small ironing board are in the broom closet.

### **THINGS TO DO IN AND AROUND OBERON**

A visit to the Oberon Information Centre is strongly recommended as there are lots of places to visit, sights to see and things to do.

Oberon has a vibrant local community and there are often cultural and seasonal events and markets to attend.

In your cottage there is a copy of the local phone directory and copies local papers and tourist magazines.



# **EMERGENCY NUMBERS AND PROCEDURES**



## **EMERGENCY PHONE NUMBERS**

Police, Fire and Ambulance - dial 000

Oberon Hospital – 02 6336 7200

Oberon Medical Centre – 02 6336 1505

A/H GP Doctor Helpline 1800 022 222

Oberon Police – 02 6336 1000

Oberon/Lithgow/Bathurst Bush Fire Control 1300 258 737

Bushfire Information Line 1800 679 737

NSW Rural Fire Service Website [www.rfs.nsw.gov.au](http://www.rfs.nsw.gov.au)

Rural Fire Service (A/H) – 0428 650 470

State Emergency Service (SES) – 02 6336 1759

Visitor Information Centre - 02 6329 8210

Duckmaloi Farm Contact Peter Wright (booking agent) 0435 931 249



# BUSHFIRE EMERGENCY EVACUATION PLAN

## Introduction:

- Duckmaloi Farm is mostly cleared grazing land and is relatively safe from bushfire risk.
- Duckmaloi Farm has a fire truck to fight local bushfires.
- The most dangerous bush fire risk occurs in strong winds, particularly from the West or Southwest.
- A fire coming from the direction of Duckmaloi River in thick bushland in the valley to the West, Southwest of your cottage is a threat to your safety particularly in strong winds and if the grass in the back paddocks is long and dry.
- Your main point of contact at Duckmaloi Farm if you need to discuss your situation is **Peter Wright on 0435 931 249**

## ***Prepare an evacuation strategy:***

- *Refer to the Bushfire Evacuation plan displayed in your cottage and familiarise yourself and members of your party with the locations of the Assembly Point (The Shed), Shelter (Duckmaloi House), Primary and secondary evacuation routes.*
- *list the names of all people and pets staying in your cottage and include any mobility issues and text this list to **Peter Wright on 0435 931 249.***



- *Keep your party and pets together until the emergency is over.*
- *Decide whether you are going to stay or go.*
- *If you decide to go then choose either the primary or secondary evacuation route and text your decision to Peter Wright then text again as soon as you are away safely.*
- *If you decide to stay then either drive or walk to the Assembly Point inside the shed and text confirmation of your location to Peter Wright.*
- *You may also decide to move from the Shed and drive down to Duckmaloi House or walk down the pathway to Duckmaloi House where you can take shelter while waiting for the “all clear” signal when it is safe to return to your cottage. Please again text your decision to Peter Wright so that we know the current location of all members of your party at all times during and following the emergency.*

***Continued over***



# **BUSHFIRE EMERGENCY EVACUATION PLAN**

## **Primary and secondary Evacuation Routes**

### **Primary Evacuation Route:**

Leave Duckmaloi Farm by car by the same route that you entered the farm. That is; Down the access driveway to Karawina Drive then left, when you reach the intersection with Duckmaloi Road either turn right towards Sydney or turn left towards Oberon.

### **Secondary Evacuation Route:**

If the fire is threatening a safe exit via Karawina Drive you may decide to drive your car through the paddocks to Duckmaloi Road as shown on the evacuation plan displayed in your cottage.

This route starts at the farm gate on the ridge behind Wallaby Cottage, then turn left and pass through the gate at top of our North paddock some 50 metres away.

From this gate **drive slowly** downhill above the dam and across towards the big Gum tree that stands alone near Duckmaloi Road. As you approach the tree you will see a farm gate that will allow you to exit Duckmaloi Farm directly onto Duckmaloi Road.

Please be sure to close the gates behind you as we do not want farm animals to escape onto Duckmaloi Road causing a traffic hazard. Please text Peter to let us know that you are safe.

### **Platypus Cottage's secondary evacuation route:**

This route is marked on the evacuation plan displayed inside your cottage and will take you through two gates to the same exit gate past the dam and below the big Gum tree directly onto Duckmaloi Road. Again, please remember to shut the gates after you and **be sure to contact Peter by text 0435 931 249 to let us know that you have exited Duckmaloi Farm safely.**



# BUSHFIRE EVACUATION PLAN WOMBAT COTTAGE

Duckmaloi Farm  
54 Karawina Drive  
Duckmaloi 2787



**YOU  
ARE  
HERE**

□ "THE  
SHED"  
(ASSEMBLY  
POINT)

□ DUCKMALOI  
HOUSE  
COURTYARD  
(SHELTER)

Primary evacuation route

Secondary route

**Duckmaloi Farm**



The High Country Farmstay!

[www.duckmaloifarm.com.au](http://www.duckmaloifarm.com.au)

# BUSHFIRE EVACUATION PLAN WALLABY COTTAGE

Duckmaloi Farm  
54 Karawina Drive  
Duckmaloi 2787

↑  
NORTH

**YOU  
ARE  
HERE**

□ "THE  
SHED"  
(ASSEMBLY  
POINT)

□ DUCKMALOI  
HOUSE  
COURTYARD  
(SHELTER)


DUCKMALOI ROAD

KARAWINA DRIVE

Primary evacuation route



Secondary route



**Duckmaloi Farm**



The High Country Farmstay!

[www.duckmaloifarm.com.au](http://www.duckmaloifarm.com.au)

# BUSHFIRE EVACUATION PLAN PLATYPUS COTTAGE

Duckmaloi Farm  
54 Karawina Drive  
Duckmaloi 2787



“THE SHED” □  
DUCKMALOI HOUSE  
COURTYARD  
(ASSEMBLY POINT  
AND SHELTER) □

**YOU ARE  
HERE** ○

Primary evacuation route

Secondary route

**Duckmaloi Farm**

The High Country Farmstay!

[www.duckmaloifarm.com.au](http://www.duckmaloifarm.com.au)

# Duckmaloi Farm



**The High Country Farmstay!**

[www.duckmaloifarm.com.au](http://www.duckmaloifarm.com.au)